



# SensorDisc™

Analysis Software for the SensorDisc dataloggers

## Boyles law





# Boyles law

Verifying the relation between air pressure and volume  
measuring air pressure in a closed container.

## Objective

The purpose of this activity is to analyze the relationship between the pressure and volume of a confined gas at constant temperature, create a hypothesis and proceed to test it using the SensorDisc™ air pressure sensor.



# Boyles law

Verifying the relation between air pressure and volume measuring air pressure in a closed container.



## Introduction and theory

Throughout the history of science many important scientists have devoted their work to the analysis and observation of natural phenomenon, and to its description through the development of mathematical formula. Their conclusions have gradually passed into universal knowledge. For example, Avogadro, Gay-Lussac, Charles Graham and Robert Boyle studied the behavior of ideal gases between the 17th and 19th centuries. These eminent scientists contributed to the understanding of ideal gases and establish the relationships between the variables that describe them.



# Boyles law

Verifying the relation between air pressure and volume measuring air pressure in a closed container.

## Introduction and theory



Which variables do you think we should consider when studying the behaviour of gases?



Why do you think we talk about ideal "gases"?

**Carry out the experiment activity with your class so that at the end you'll be able to answer the following question:**



What is the relationship between the pressure and volume of a confined gas?



# Boyles law

Verifying the relation between air pressure and volume measuring air pressure in a closed container.

## Introduction and theory

### Theoretical

We define pressure as a force applied by a body on a unit area, i.e:

$$P = F / A$$

Where P = pressure, F = force, A = area.

Therefore, a gas confined in a small container will exert greater pressure upon the container walls, compared to a gas confined in a larger container. As the walls' surface area decreases, the relationship force/area becomes greater.





# Boyles law

Verifying the relation between air pressure and volume measuring air pressure in a closed container.

## Introduction and theory

Robert Boyle and Edme Marriot studied this concept, presenting the Boyle-Marriot Ideal Gas Law. The study of general chemistry applies the ideal gas concept in referring to hypothetical gases composed of non-interacting point particles that move randomly. This approach is a simplified way of studying gases and allows us to predict their behavior.

Boyle's Law states the inversely proportional relationship between the pressure and volume of an ideal gas at constant temperature. Therefore, the product of pressure and the volume is represented by a constant (k).

$$PV = k$$



# Boyles law

Verifying the relation between air pressure and volume measuring air pressure in a closed container.

## Introduction and theory

When we keep the temperature constant inside a closed system, with a fixed amount of gas, the before and after volume and pressure are represented by the following equation:

Where:

$$P_1 V_1 = P_2 V_2$$

$P_1$  = initial pressure

$V_1$  = initial volume

$P_2$  = final pressure

$V_2$  = final volume



# Boyles law

Verifying the relation between air pressure and volume  
measuring air pressure in a closed container.

## Introduction and theory

Now students are encouraged to raise a hypothesis which must be tested with an experiment.



If you have a confined gas inside a syringe and decrease the volume, how does the internal pressure change?





# Boyles law

Verifying the relation between air pressure and volume measuring air pressure in a closed container.

## Activity description

Students will investigate the effect of volume changes on the pressure inside a syringe with a fixed amount of air at constant temperature. They will measure the air pressure and then proceed to build a graph plotting their results in order to analyze them.

# Boyles law

Verifying the relation between air pressure and volume  
measuring air pressure in a closed container.

## Resources and materials

- 1 SensorDisc™
- 2 Syringe
- 3 Plastic tube











# Boyles law

Verifying the relation between air pressure and volume measuring air pressure in a closed container.

## Using the SensorDisc™

### SensorDisc™ configuration

To collect measurements with the SensorDisc the SensorDisc must be configured according to the following steps:






- 1 Turn on the SensorDisc™ .
- 2 Press  and select “**SETUP**” by pressing .
- 3 Now select “**SET SENSORS**” by pressing  and choose “**air pressure**”.
- 4 On the setup menu, press  and select “**SAMPLING RATE**” with .



# Boyles law

Verifying the relation between air pressure and volume measuring air pressure in a closed container.

## Using the SensorDisc™

- 5 Select “**MANUAL**” with  and then press  three times to go back to the measurements and run the SensorDisc by pressing .
- 6 Once you have finished measuring, stop the SensorDisc by pressing  (you will see the instruction “press SCROLL key to STOP”) and press .

# Boyles law

Verifying the relation between air pressure and volume measuring air pressure in a closed container.

## Experiment

- 1 Connect the syringe tip with the transparent head of the plastic tube and fill the syringe with 60 mL of air. Connect the plastic tube to the air pressure sensor screwing in the white head. Once completed start the measurements.



# Boyles law

Verifying the relation between air pressure and volume  
measuring air pressure in a closed container.




## Experiment

- 2 Record the pressure value of the 60 mL volume. Then decrease the volume by 10 mL. by gently pushing the plunger. Wait until the measurement stabilises and record the pressure once again.
- 3 Measure the pressure at points of 60, 50, 40 and 30 mL. of air inside the syringe and then stop the SensorDisc™.

# Boyles law

Verifying the relation between air pressure and volume  
measuring air pressure in a closed container.

## Results and analysis


- 1 Connect the SensorDisc™ to the computer using the USB communication cable or via the Bluetooth wireless communication channel.
- 2 In the top menu click the  button and select the  button. Select the last experiment from the list.
- 3 Observe the graph displayed on the screen and write notes on the graph by pressing , specifying your observations according to the moment you recorded the data.



# Boyles law

Verifying the relation between air pressure and volume measuring air pressure in a closed container.

## Results and analysis

- 4 Press the  button, save the data on the computer and export to Excel.
- 5 Add a third column with the air volume (in mL.) recorded at each measurement.
- 6 Multiply the air pressure with the volume in each case and compare the values.

	A	B	C	D
1	Time [s]	Air pressure [kPa]	Volum [ml]	Px V
2	0	101.1	60	6066
3	1	123.2	50	6160
4	2	152	40	6080
5	3	195.6	30	5868

# Boyles law

Verifying the relation between air pressure and volume  
measuring air pressure in a closed container.

## Results and analysis



Were there differences between what you expected and your actual results?



What happens with the air pressure when you decrease the volume?



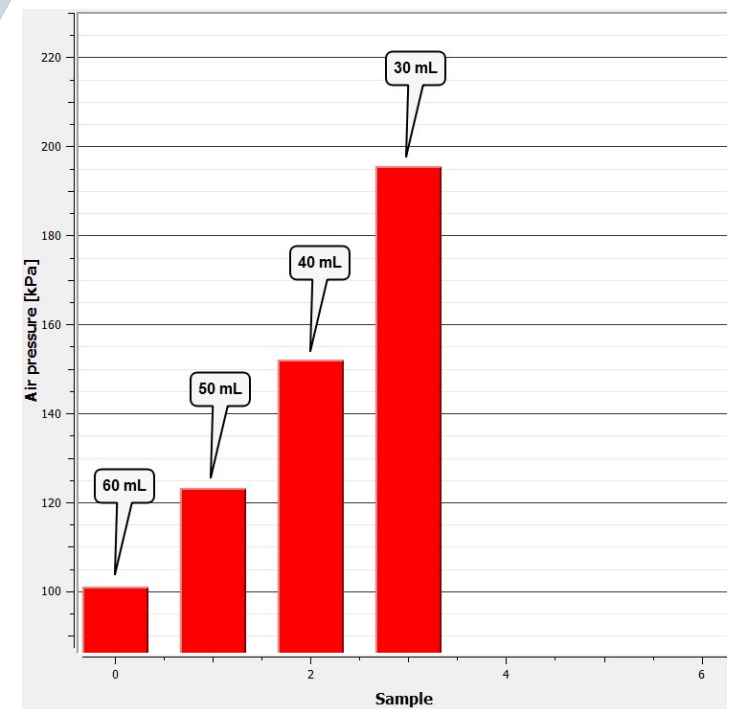
Can you find any relation between the pressure and the volume of a gas in a closed container?

# Boyles law

Verifying the relation between air pressure and volume  
measuring air pressure in a closed container.

## Results and analysis

The graph below should be similar to the one the students came up with:



# Boyles law

Verifying the relation between air pressure and volume measuring air pressure in a closed container.

## Conclusion



**Observe the relation between pressure and volume, as well as the characteristics of the values obtained in each case?**

Students should observe and compare the values obtained and indicate that they are relatively constant; which is explained by the Boyle's Law statement.



**What kind of pressure variation is observed when the plunger is down?**

Students should understand that when the plunger is down the gas volume is decreased and therefore the pressure increases.



**What happens with the closed system's conditions when its volume increases?**

Students should establish that lifting the plunger raises the volume inside the syringe, therefore lowering the pressure. This happens because a fixed number of air particles exert force against the sides of the container which now has increased the available space for them.

# Boyles law

Verifying the relation between air pressure and volume  
measuring air pressure in a closed container.

## Conclusion



**If you consider the Boyle's Law statement and observe the multiple of pressure and volume in each case, how do you explain the variation between them?**

Students should indicate certain variations that could influence the results, such as the pulse of the person who was measuring, the accuracy of the syringe, etc.



**What is the relationship between the volume and the air pressure of a gas in a closed container?**

Students should establish an inverse proportionality between the air pressure and volume. When the volume decreases, the pressure increases and vice versa.



**What do you think happens on a molecular level, that allows these pressure variations to occur?**

Students should relate the air pressure to the molecular movements of the air particles. The particles collide with other particles and with the walls of the container. At an increased volume there are fewer particles colliding in the same wall surface area, and therefore the pressure drops. If you reduce the space, the particles will collide more often, causing the pressure to rise.



# Boyles law

Verifying the relation between air pressure and volume measuring air pressure in a closed container.

## Conclusion

### Students should reach following conclusions:

There is an inverse relationship between the volume and the pressure inside a closed container. This relationship is expressed by the Boyle-Marriot Law which tells us that at constant temperature the volume is inversely proportional to the pressure, and the product of both variables is constant. We can conclude from this that when you increase the volume, the pressure decreases; and when you decrease the volume the pressure increases.

# Boyles law

Verifying the relation between air pressure and volume  
measuring air pressure in a closed container.

## Activities for further application



**Consider an ideal gas at an initial pressure  $P_1$  of 1 [atm] and a volume  $V_1$  of 30 [l]. What is the final volume if the pressure increases to 2.5 atm? ( $T = \text{constant}$ )**

Students should put the Boyle-Marriot Law into practice and calculate the final volume  $V_2$  of the ideal gas. The correct answer is 12 liters.



**How would the pressure of a confined gas inside of a syringe vary, if we try to compress it as much as possible?**

Students should analyze the situation and understand that if we compress the air we reduce the volume, raising the pressure because of the inverse relationship of both variables.





# Boyles law

Verifying the relation between air pressure and volume measuring air pressure in a closed container.

## Activities for further application



**What is the purpose of considering ideal as opposed to real gases?**

Students should understand that a simple conceptual approach helps us to study and calculate the parameters of real gases behavior.